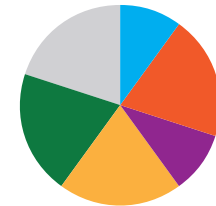


The Balanced-Growth Focus Portfolio

Portfolio Objective: Portfolio Strategy: Target Portfolio Allocation:

The primary objective of the Balanced – Growth Focus portfolio is to invest in a portfolio of both bonds and equities with an emphasis on returns earned primarily through capital appreciation as well as via interest and dividend income. There will be some risk to capital.

The strategy provides a diversified exposure to USD-denominated bonds and equities using Exchange Traded Funds (ETFs). The selection of ETFs will be weighted more towards equities than bonds with a focus on capital appreciation, balanced by some more stable income generation. The equity ETFs held will include small and mid-sized companies that are expected to grow faster than average over time, albeit with a higher level of volatility than large companies. Small and medium-sized companies generally do not pay much by way of dividends and as such most of the return achieved will be via price appreciation. The bond ETFs will be concentrated in Investment Grade credit although there will be some exposure to High Yield and Emerging Markets.



- High Yield Bonds 10%
- Investment Grade Bonds 20%
- Emerging Market Bonds 10%
- Large Cap Growth Equities 20%
- Mid-Cap Growth Equities 20%
- Small-Cap Growth Equities 20%

Investment Advisor:

The Investment Advisor is RBC Investment Management (Caribbean) Limited. The Investment Advisor provides advice on portfolio allocation, ETF selection and portfolio rebalancing.

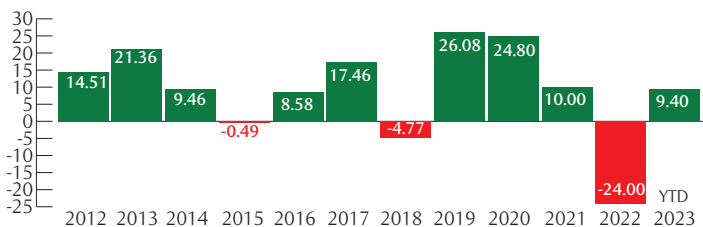
Target Portfolio Holdings: Average Annualised Return:

iShares iBoxx \$ High Yield Corporate Bond ETF	10%
iShares iBoxx \$ Investment Grade Corporate Bond ETF	20%
iShares JP Morgan USD Emerging Market Bond ETF	10%
Schwab US Large Cap Growth ETF	20%
Vanguard Mid-Cap Growth Index Fund ETF	20%
iShares Russel 2000 Growth ETF	20%

Returns to Sept 30, 2023	1 Year	3 Year	5 Year	10 Year
Balanced - Growth Focus Portfolio	13.7%	0.9%	4.6%	7.1%
Benchmark	11.6%	1.0%	3.9%	6.7%

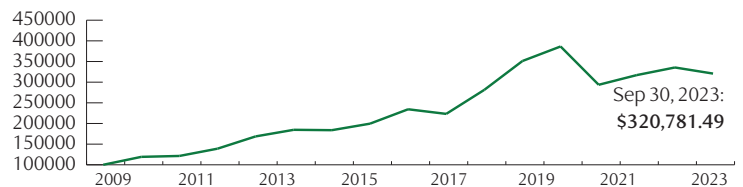
These returns do not include fees

Historical Return to Sept 30, 2023:



These returns do not include fees

The Value of a US\$100,000 Investment:



These returns do not include fees

Who should invest? Market Outlook:

Investors seeking higher returns and those who can withstand a moderate level of risk. There is risk to capital, however, over the long-term this portfolio should outperform deposits and other short-term instruments. It is recommended investors have an investment time horizon of at least 5 years.

The U.S. Federal Reserve opted to raise interest rates in July 2023 by a further 25 bps bringing the total increases to 75 bps for 2023 thus far. Headline inflation was flat in September 2023 at 3.7% indicating that the end of the tightening cycle is within sight. What is less clear, is whether an easing cycle will commence thereafter: the data so far suggests not. With inflation still above target and labour data still robust, the expectation of “higher for longer” interest rates have taken

hold. Q2 GDP growth was steady at 2.1% after an upwardly revised 2% in Q1. While a recession is still widely expected, it has been pushed out to 2024 and the odds have been lowered as the consumer has been quite resilient. After 3 consecutive positive quarters, the S&P 500 turned negative in Q3, down 3.65%, as investors re-evaluated the Federal Reserve’s tightening path, amid strong economic data and stubborn inflation.



Customised Investment Portfolios

Quarterly Report as at Sept 30, 2023

An RBC™ Company
™Registered trademark of Royal Bank of Canada. Used under license.

Disclaimer:

The preceding information displays historical market performance of certain securities which would fall within the investment strategy of the portfolio and is for illustrative and education purposes only. Please remember that past performance of the securities identified is not indicative of future performance and there can be no assurance that the future performance of the securities referred to will meet the historical performance levels, or that the identified securities are the specific securities that will comprise the portfolio. Due to various factors, including changing market conditions, the content of the portfolio may be different.

This document is not intended to provide legal, accounting, tax, investment, financial or other advice and such information should not be relied upon for providing such advice. WISE takes reasonable steps to provide up-to-date, accurate and reliable information, and believes the information to be so when printed. Any investment and economic outlook information contained in this document has been compiled by WISE from various sources. Information obtained from third parties is believed to be reliable, but no representation or warranty, express or implied, is made by WISE, its affiliates or any other person as to its accuracy, completeness or correctness. WISE and its affiliates assume no responsibility for any errors or omissions. The contents of this document should not be considered an offer to sell to, or a solicitation to buy securities from, any person in Trinidad & Tobago where such offer or solicitation is considered unlawful. When making an investment decision, you should consult with a qualified financial advisor who can provide advice on the suitability of any investment for you based on your investment objectives, investment experience, financial situation and needs, or other relevant information.

WISE forms part of the same financial group as Royal Bank of Canada and is a subsidiary of the Royal Bank of Canada. The Royal Bank of Canada, is the parent company of RBC Financial (Caribbean) Limited which is the parent company and 100% shareholder of WISE. The Royal Bank of Canada, therefore is the ultimate parent company of WISE, and is a related party to WISE as defined under the Securities Act, 2012 and By-Laws.

Contact:

Visit us at 4th Floor West, St Clair Place,
7 - 9 St Clair Avenue, Port-of-Spain
Call (868) 628-WISE (9473)
Email wiseinfo@wisett.com
Or visit www.wisett.com